



The Global Language of Business

# Inventory Report Business Message Standard (BMS)

*Release 3.5.1, Draft, Jan 2022*



## Document Summary

Document Item	Current Value
Document Name	Inventory Report Business Message Standard (BMS)
Document Date	Jan 2022
Document Version	3.5.1
Document Issue	1
Document Status	Draft

## Work Request Reference

Date of WR Submission to GSMP:	WR Submitter(s):	Refer to Work Request (WR) Number(s):
20- Aug- 2008	GS1 GO	08-000209
08- Aug- 2007	Accenture	07-000309
05-Nov-2004	GS1 GO	04-000211
07-Feb-2014	GS1 Germany	14-000021
20-Mar-2014	GS1 Slovenia	14-000044
25-Jun-2014	GS1 GO	14-000110
12-Jul-2016	GS1 GO	16-000340
22-Jun-2018	JDA	17-000311 - 17-000318
03-Oct-2018	GS1 GO	18-000319

## Business Requirements Document (BRAD) Reference

BRAD Title	BRD Issue Date	BRAD Version
BRAD Upstream Standards - Demand & Supply Signals	01-Nov-2004	0.1.0
BRD for Inventory Activity or Inventory Status	19-Nov-2004	0.6.2

## Document Change History

Date of Change	Version	Changed By	Reason for Change	Summary of Change
12-Jan-2012	BMS 3.0 – Issue 1	Mark Van Eeghem	BMS Release 3.0	See summary of changes
01-May-2013	BMS 3.1 – Issue 1	Coen Janssen	BMS Release 3.1	See summary of changes
15-Sep-2014	BMS 3.2 – Issue 1	Ewa Iwicka	BMS Release 3.2	See summary of changes
01-Mar-2017	BMS 3.3 – Issue 1	Ewa Iwicka	BMS Release 3.3	See summary of changes
15-Oct-2018	BMS 3.4 – Issue 1	Ewa Iwicka	BMS Release 3.4	See summary of changes
02-Feb-2021	BMS 3.5 – Issue 1	Miklos Bolyky	BMS Release 3.5	See summary of changes

Date of Change	Version	Changed By	Reason for Change	Summary of Change
05-Jan-2022	BMS 3.5.1 – Issue 1	Miklos Bolyky	BMS Release 3.5.1	See summary of changes

## Disclaimer

GS1®, under its IP Policy, seeks to avoid uncertainty regarding intellectual property claims by requiring the participants in the Work Group that developed this **Inventory Report Business Message Standard (BMS)** to agree to grant to GS1 members a royalty-free licence or a RAND licence to Necessary Claims, as that term is defined in the GS1 IP Policy. Furthermore, attention is drawn to the possibility that an implementation of one or more features of this Specification may be the subject of a patent or other intellectual property right that does not involve a Necessary Claim. Any such patent or other intellectual property right is not subject to the licencing obligations of GS1. Moreover, the agreement to grant licences provided under the GS1 IP Policy does not include IP rights and any claims of third parties who were not participants in the Work Group.

Accordingly, GS1 recommends that any organization developing an implementation designed to be in conformance with this Specification should determine whether there are any patents that may encompass a specific implementation that the organisation is developing in compliance with the Specification and whether a licence under a patent or other intellectual property right is needed. Such a determination of a need for licencing should be made in view of the details of the specific system designed by the organisation in consultation with their own patent counsel.

THIS DOCUMENT IS PROVIDED “AS IS” WITH NO WARRANTIES WHATSOEVER, INCLUDING ANY WARRANTY OF MERCHANTABILITY, NONINFRINGEMENT, FITNESS FOR PARTICULAR PURPOSE, OR ANY WARRANTY OTHERWISE ARISING OUT OF THIS SPECIFICATION. GS1 disclaims all liability for any damages arising from use or misuse of this Standard, whether special, indirect, consequential, or compensatory damages, and including liability for infringement of any intellectual property rights, relating to use of information in or reliance upon this document.

GS1 retains the right to make changes to this document at any time, without notice. GS1 makes no warranty for the use of this document and assumes no responsibility for any errors which may appear in the document, nor does it make a commitment to update the information contained herein.

GS1 and the GS1 logo are registered trademarks of GS1 AISBL.

# Table of Contents

<b>1</b>	<b>Business Domain View .....</b>	<b>5</b>
1.1	Introduction .....	5
1.2	References .....	5
<b>2</b>	<b>Business Context .....</b>	<b>5</b>
<b>3</b>	<b>Business Transaction View .....</b>	<b>6</b>
3.1	Business Transaction - Status Of Inventory .....	6
3.2	Business Transaction - Activity Of Inventory .....	7
3.3	Business Transaction - Seller Inventory .....	8
3.4	Business Transaction - Buyer Inventory .....	9
<b>4</b>	<b>Business Information View .....</b>	<b>11</b>
4.1	Inventory Report (Message) .....	11
4.2	Inventory Activity Line Item .....	14
4.3	Inventory Status Line Item.....	16
4.4	Enumerations (message specific) .....	19
4.5	Code Lists .....	19
<b>5</b>	<b>Business Message Examples .....</b>	<b>20</b>
5.1	Example 1.....	20
5.2	Example 2.....	22
<b>6</b>	<b>Implementation Considerations.....</b>	<b>26</b>
6.1	User Guide .....	26
6.2	Message Specific Considerations .....	26
<b>7</b>	<b>Summary of Changes .....</b>	<b>27</b>
7.1	BMS Release 3.1 .....	27
7.2	BMS Release 3.2 .....	28
7.3	BMS Release 3.3 .....	29
7.4	BMS Release 3.4 .....	30
7.5	BMS Release 3.5 .....	30
7.6	BMS Release 3.5.1 .....	30
<b>8</b>	<b>Appendices .....</b>	<b>30</b>
<b>9</b>	<b>Acknowledgements.....</b>	<b>31</b>
9.1	Work Group.....	31
9.2	Development Team Members.....	32

# 1 Business Domain View

## 1.1 Introduction

### Message Definition

The Inventory Report message enables a party (the inventory reporting party) to provide information on inventory levels and inventory changes to another party (the inventory report to party).

### Principles

The Inventory Report may be used to provide information on buyer inventory in case of supplier managed inventory, but also can be used to provide information about available stock at a seller. Also it can be applied by logistic service providers to provide information on the available stock to their client.

## 1.2 References

Reference Name
BMS Shared Common Library 3.5.1
BMS eCom Common Library 3.5.1
BRAD Upstream Standards - Demand & Supply Signals 0.1.0
BRD Inventory Activity or Inventory Status 0.6.2
BRAD Warehousing Inventory Managment [BRAD-WIM]

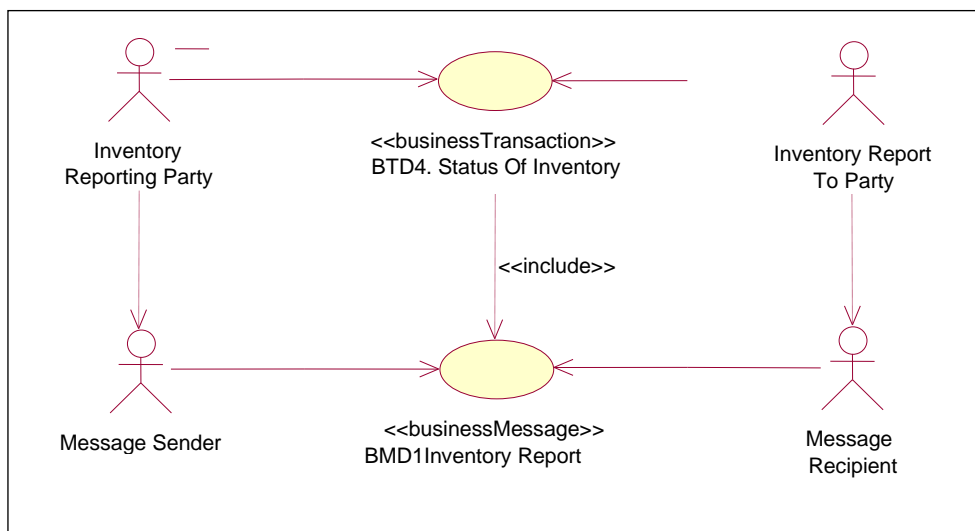
# 2 Business Context

Context Category	Value(s)
Industry	All
Geopolitical	All
Product	All
Process	Plan, Deliver
Official Constraints	None
System Capabilities	GS1 System

## 3 Business Transaction View

### 3.1 Business Transaction - Status Of Inventory

#### Use Case Diagram



#### Use Case Description

Use Case ID	BTD4						
Use Case Name	Status of Inventory						
Use Case Description	This use case describes the exchange of the Inventory Status. The inventory Report provides the inventory levels of an item where items are stored.						
Actors (Goal)	Inventory Report To Party: The actor who receives the Inventory Status. This role can be played by various parties (Distributor, Manufacturer, Material Supplier, Owner of items, Place where items are stored, Retailer, Warehouse, and Wholesaler). Inventory Reporting Party: The actor who transmits the Inventory Report. This role can be played by various parties (Distributor, Manufacturer, Material Supplier, Owner of items, Place where items are stored, Retailer, Warehouse, and Wholesaler).						
Preconditions	Both trading partners have agreed upon the reporting dates and times.						
Post conditions	Success: The 'Inventory Report To Party' receives the Inventory Report message. Failure: The 'Inventory Report To Party' does not receive the Inventory Status message.						
Scenario	<p><b>Begins when:</b> The submitter of the inventory report prepares the Inventory Report message on the agreed upon date and time.</p> <p><b>Continues with:</b></p> <table><tr><th>Step #</th><th>Actor</th><th>Activity Step</th></tr><tr><td>1.</td><td>Inventory Reporting Party</td><td>Sends the Inventory Report.</td></tr></table> <p><b>Ends when:</b> The 'Inventory Report To Party' receives the Inventory Report message.</p>	Step #	Actor	Activity Step	1.	Inventory Reporting Party	Sends the Inventory Report.
Step #	Actor	Activity Step					
1.	Inventory Reporting Party	Sends the Inventory Report.					
Alternative Scenario	There are no alternative scenarios.						
Business Transaction Rules							

### Activity Diagram(s)

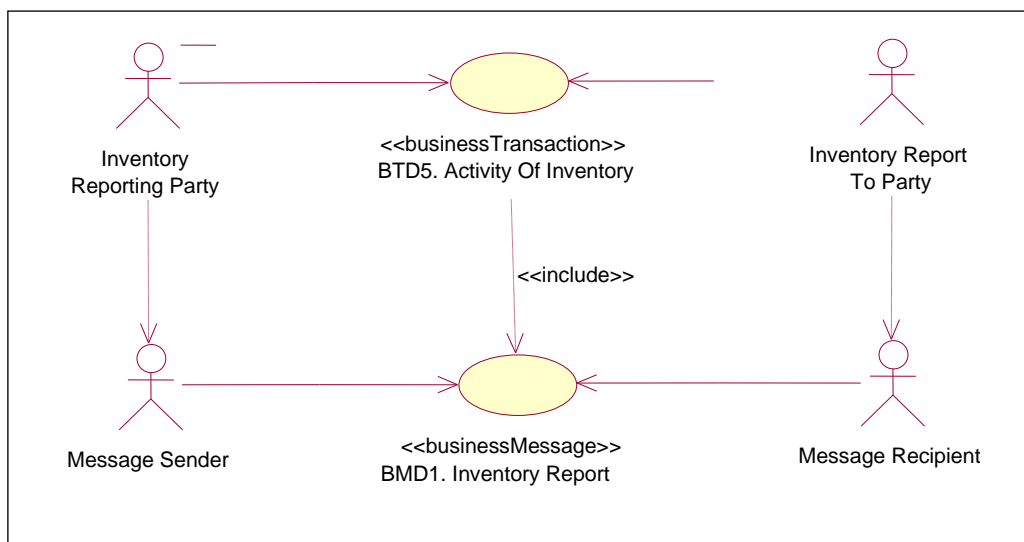
Not Applicable

### Sequence Diagram(s) (optional)

Not Applicable

## 3.2 Business Transaction - Activity Of Inventory

### Use Case Diagram



### Use Case Description

Use Case ID	BTD5
Use Case Name	Activity of Inventory
Use Case Description	This use case describes the exchange of the Inventory Activity. The inventory activity provides the activity of an item.
Actors (Goal)	<p>Inventory Report To Party: The actor who receives the Inventory Activity. This role can be played by various parties (Distributor, Manufacturer, Material Supplier, Owner of items, Place where items are stored, Retailer, Warehouse, and Wholesaler).</p> <p>Inventory Reporting Party: The actor who transmits the Inventory Activity. This role can be played by various parties (Distributor, Manufacturer, Material Supplier, Owner of items, Place where items are stored, Retailer, Warehouse, and Wholesaler).</p>
Preconditions	Both trading partners have agreed upon the reporting dates and times.
Post conditions	<p>Success: The 'Inventory Report To Party' receives the Inventory Report message.</p> <p>Failure: The 'Inventory Report To Party' does not receive the Inventory Report message.</p>

Use Case ID	BTD5		
Scenario	Begins when: The submitter of the inventory activity prepares the Inventory Report message on the agreed upon date and time.		
	Continues with:		
	Step #	Actor	Activity Step
		Inventory Reporting Party	Sends the Inventory Report.
	Ends when: The 'Inventory Report To Party' receives the Inventory Report message.		
Alternative Scenario	There are no alternative scenarios.		
Business Transaction Rules			

#### Activity Diagram(s)

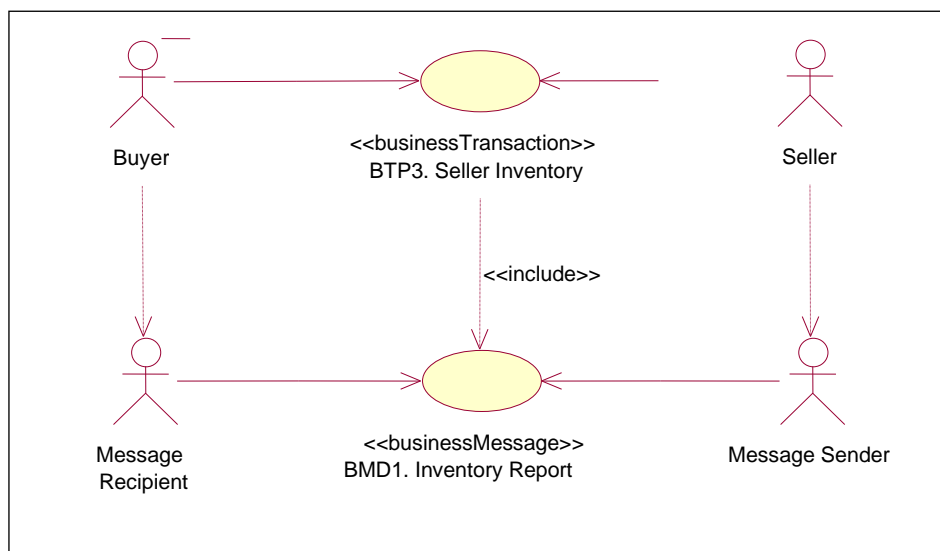
Not Applicable

#### Sequence Diagram(s)

Not Applicable

### 3.3 Business Transaction - Seller Inventory

#### Use Case Diagram



#### Use Case Description

Use Case ID	BTP3
Use Case Name	Seller Inventory
Use Case Description	The Seller Inventory transaction communicates at prescribed intervals the inventory levels of trade items in a specific location (plant, warehouse) to enable material requirements planning.
Actors (Goal)	<p>Buyer: To receive the inventory level information of the Seller.</p> <p>Seller: To communicate his inventory level information.</p>



Use Case ID	BTP3		
Preconditions	Inventory Status: CALCULATED		
Post conditions	Inventory Status: COMMUNICATED		
Scenario	Begins when: The seller has calculated his inventory level.		
	Continues with:		
	Step #	Actor	Activity Step
		Seller	Sends the Inventory Report message to the buyer.
		Buyer	Receives the Inventory Report message.
	Ends when: buyer receives the Inventory Report message.		
Alternative Scenario	There are no alternative scenarios.		
Business Transaction Rules	In the Inventory Report message the Buyer is the Inventory Report to Party and the Seller is the Inventory Reporting Party.		

### Activity Diagram(s)

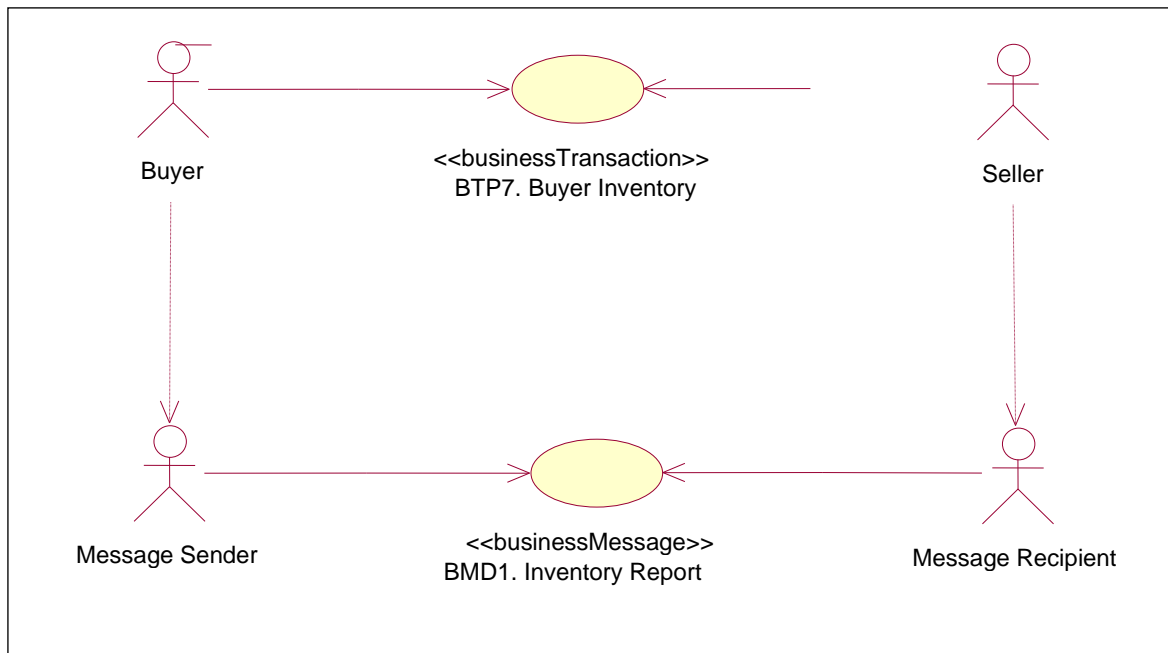
Not Applicable

### Sequence Diagram(s)

Not Applicable

## 3.4 Business Transaction - Buyer Inventory

### Use Case Diagram



### Use Case Description

Use Case ID	BTP7
Use Case Name	Buyer Inventory
Use Case Description	The Buyer Inventory transaction communicates at prescribed intervals the inventory levels of trade items in a specific location (plant, warehouse) to enable material requirements planning.

Use Case ID	BTP7		
Actors (Goal)	Seller: To receive the inventory level information of the buyer. Buyer: To communicate his inventory level information.		
Preconditions	Inventory Status: CALCULATED		
Post conditions	Inventory Status: COMMUNICATED		
Scenario	Begins when: The buyer has calculated his inventory level. Continues with:		
	Step #	Actor	Activity Step
		Buyer	Sends the Inventory Report message to the seller.
		Seller	Receives the Inventory Report message.
	Ends when: seller receives the Inventory Report message.		
Alternative Scenario	There are no alternative scenarios.		
Business Transaction Rules	In the Inventory message the Seller is the Inventory Report to Party and the Buyer is the Inventory Reporting Party.		

#### Activity Diagram(s)

Not Applicable

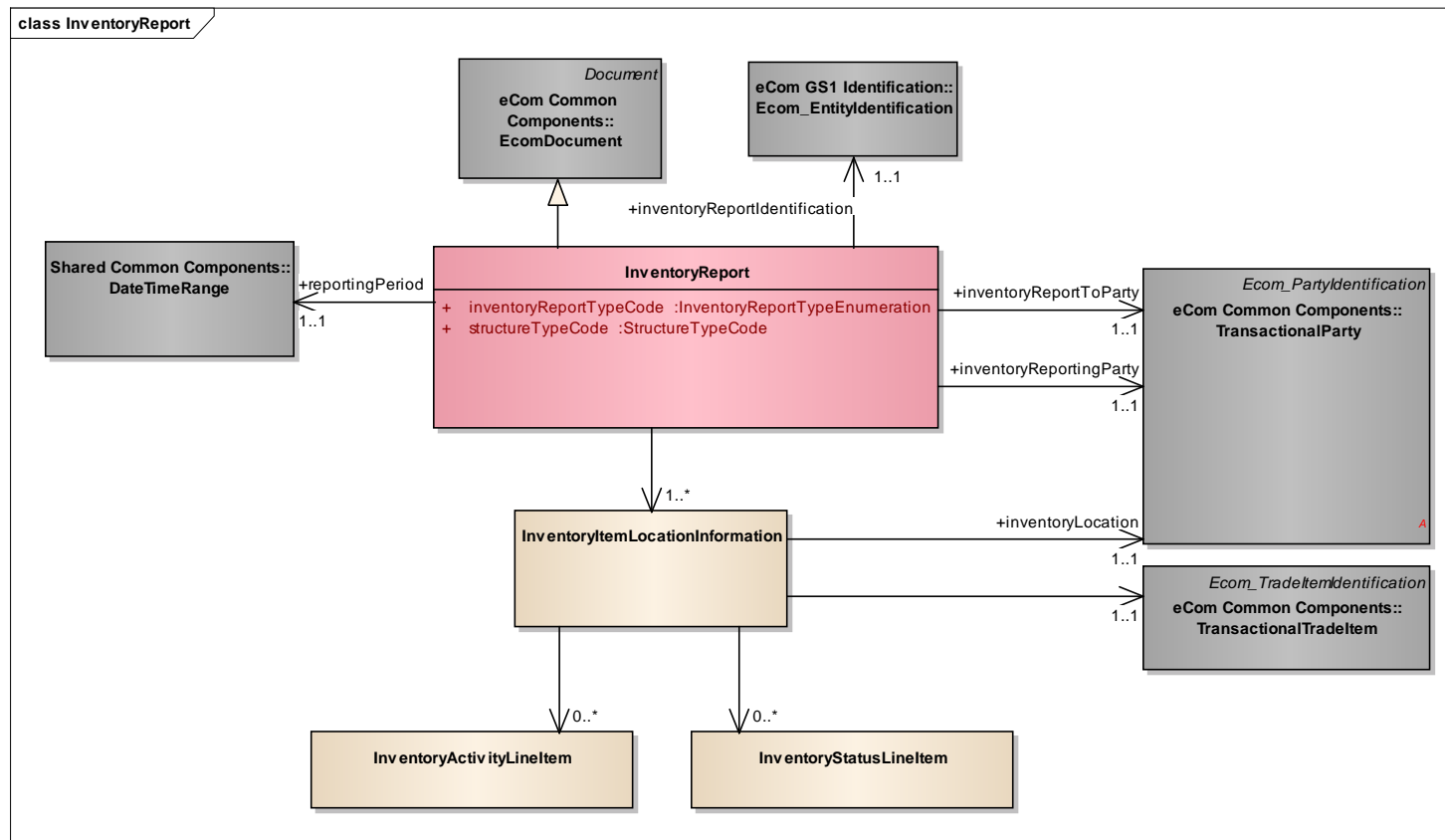
#### Sequence Diagram(s)

Not Applicable

## 4 Business Information View

### 4.1 Inventory Report (Message)

#### Class diagram



## GDD report

The content of the InventoryReport class, its structure and component definitions can be accessed in the Global Data Dictionary:

[http://apps.gs1.org/GDD/bms/Version3\\_4/Pages/bieDetails.aspx?semanticURN=urn:gs1:gdd:bie:InventoryReport](http://apps.gs1.org/GDD/bms/Version3_4/Pages/bieDetails.aspx?semanticURN=urn:gs1:gdd:bie:InventoryReport)

Content	Attribute / Role	Datatype / Secondary class	Multiplicity	Definition	Requirements
InventoryReport				The Inventory Report enables a party (the inventory reporting party) to provide information on inventory levels and inventory changes to another party (the inventory report to party).	renamed from InventoryActivityOr InventoryStatus
Association	inventoryReportIdentification	Ecom_EntityIdentification	1..1	Unique identification of the inventory report, assigned by the inventory reporting party.	WR 15-000314
Association		InventoryItemLocationInformation	1..*	Contains the inventory information for a given trade item and location.	
Association	inventoryReportingParty	TransactionalParty	1..1	The identification of the party reporting about the inventory.	
Association	inventoryReportToParty	TransactionalParty	1..1	The identification of the party to which the inventory is being reported.	
Generalization		EcomDocument		Basic information about the content of the message including version number, creation date and time.	WR 14-000110
Association	reportingPeriod	DateTimeRange	1..1	The time period for which the inventory report provides information.	
Attribute	inventoryReportTypeCode	InventoryReportTypeEnumeration	1..1	Code specifying the type of inventory information being provided. E.g. inventory status information.	renamed from inventoryDocumentType and made enumeration instead of code.
Attribute	structureTypeCode	StructureTypeCode	1..1	Contains the type of grouping and sequence of the business document.	
InventoryItemLocationInformation				Contains the inventory information for a given trade item and location.	renamed from InventoryActivityOr InventoryStatus

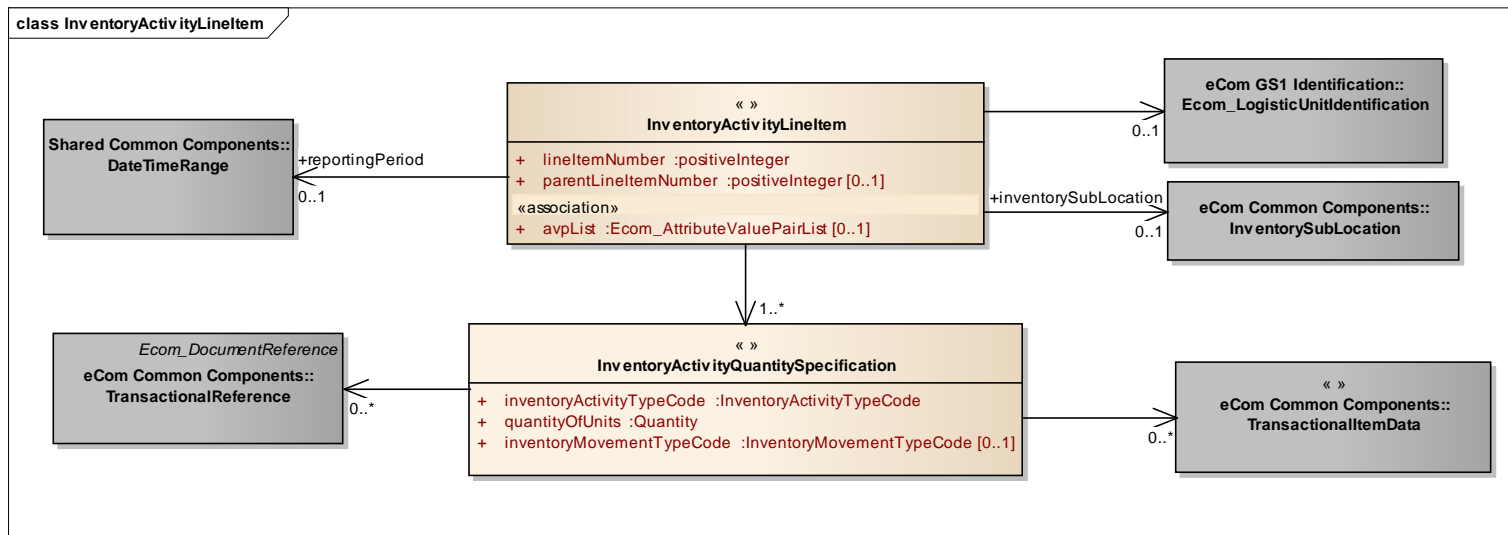
Content	Attribute / Role	Datatype / Secondary class	Multiplicity	Definition	Requirements
Association		InventoryStatusLineItem	0..*	Information specifying the inventory status of a specific trade item at a specific location at a specific point in time.	
Association		TransactionalTradeItem	1..1	Contains the identification of the item for which the inventory information is specified.	
Association	inventoryLocation	TransactionalParty	1..1	Identification of the physical place where the items are located.	
Association		InventoryActivityLineItem	0..*	Information specifying the inventory activity of a specific trade item at a specific location in a specific time period.	



**Note:** Reference Shared Common Library Business Message (BMS) Release 3.5.1 and eCom Domain Common Library Business Message (BMS) Release 3.5.1 for all common information.

## 4.2 Inventory Activity Line Item

### Class Diagram



### GDD Report

The content of the InventoryActivityLineItem class, its structure and component definitions can be accessed in the Global Data Dictionary:  
[http://apps.gs1.org/GDD/bms/Version3\\_4/Pages/bieDetails.aspx?semanticURN=urn:gs1:gdd:bie:InventoryActivityLineItem](http://apps.gs1.org/GDD/bms/Version3_4/Pages/bieDetails.aspx?semanticURN=urn:gs1:gdd:bie:InventoryActivityLineItem)

Content	Attribute / Role	Datatype / Secondary class	Multiplicity	Definition	Requirements
InventoryActivityLineItem				Information specifying the inventory activity of a specific trade item at a specific location in a specific time period.	
Association		Ecom_LogisticUnitIdentification	0..1	Detailed identification of the logistic unit that contains the goods.	WR 15-000314
Association	inventorySubLocation	InventorySubLocation	0..1	Detailed identification of the location at which the goods are stored.	

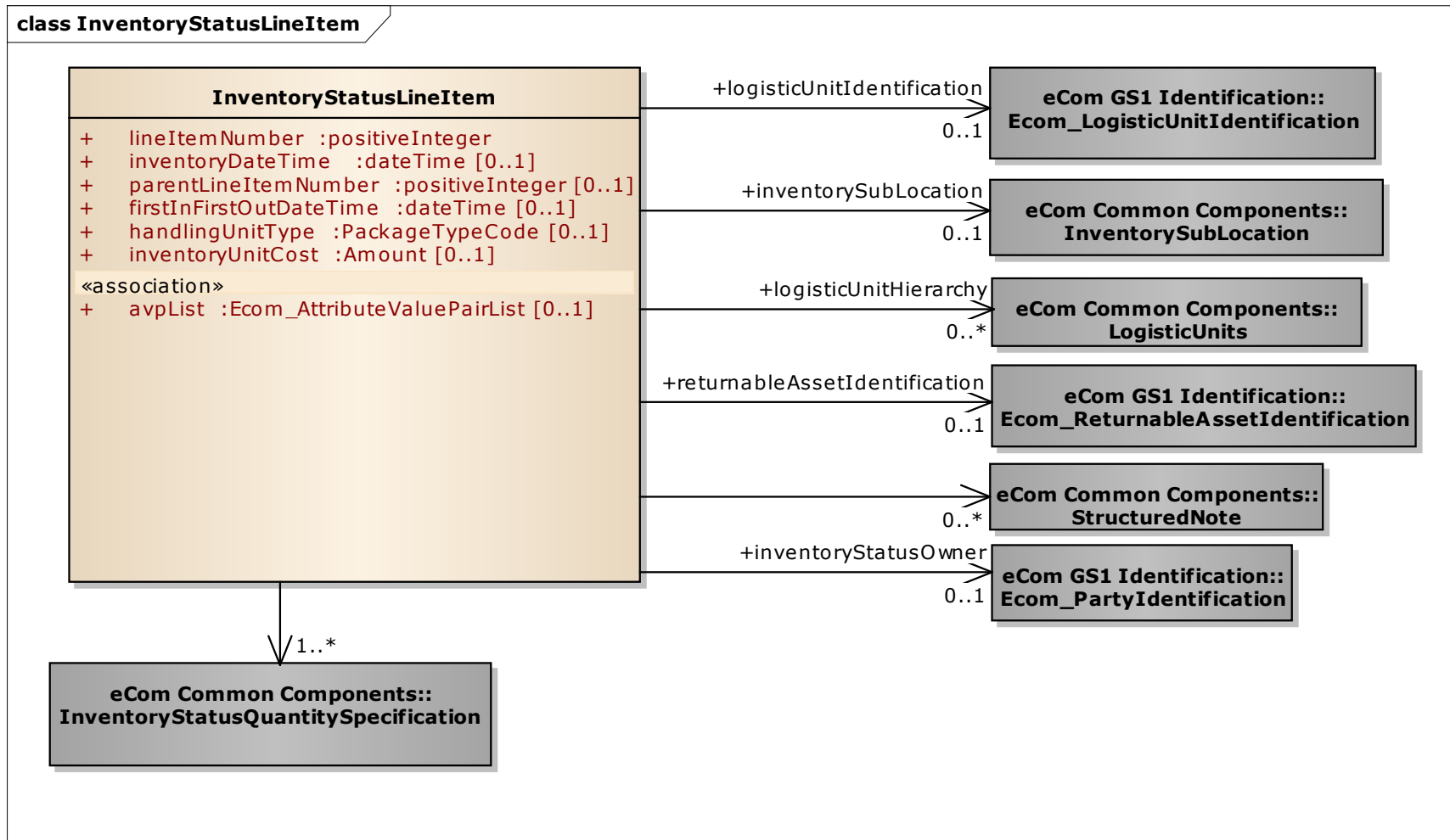
Content	Attribute / Role	Datatype / Secondary class	Multiplicity	Definition	Requirements
Association		InventoryActivityQuantitySpecification	1..*	Supplies the inventory activity item information with the quantity of units, inventory activity type, an optional inventory movement indicator, and an optional reference number.	
Association	reportingPeriod	DateTimeRange	0..1	The time period on which the inventory activity line item provides information.	
Attribute	lineItemNumber	positiveInteger	1..1	Provides the line number associated to the Inventory Activity Line Item.	
Attribute	parentLineItemNumber	positiveInteger	0..1	The number of line item containing information about the parent of the current item. It allows establishing hierarchical link between the two items.	WR 14-000021 WR 14-000044
Attribute	avpList	Ecom_AttributeValuePairList	0..1	Temporary attributes introduced between minor versions.	WR 14-000110
InventoryActivityQuantitySpecification				Supplies the inventory activity item information with the quantity of units, inventory activity type, an optional inventory movement indicator, and an optional reference number.	
Association		TransactionalReference	0..*	Reference to a document or transaction related to the specified inventory activity.	
Association		TransactionalItemData	0..*	Detailed information on the item being reported on, such as best before date, batch number.	
Attribute	inventoryActivityTypeCode	InventoryActivityTypeCode	1..1	Code specifying the type of activity being reported for the inventory item.	
Attribute	quantityOfUnits	Quantity	1..1	The number of units and the unit of measure associated to the Inventory Item.	
Attribute	inventoryMovementTypeCode	InventoryMovementTypeCode	0..1	Code specifying whether the reported activity leads to an increase or decrease of the inventory quantity.	renamed from inventoryMovementIndicator



**Note:** Reference Shared Common Library Business Message (BMS) Release 3.5.1 and eCom Domain Common Library Business Message (BMS) Release 3.5.1 for all common information.

## 4.3 Inventory Status Line Item

### Class Diagram





## GDD Report

The content of the InventoryStatusLineItem class, its structure and component definitions can be accessed in the Global Data Dictionary:

[http://apps.gs1.org/GDD/bms/Version3\\_4/Pages/bieDetails.aspx?semanticURN=urn:gs1:gdd:bie:InventoryStatusLineItem](http://apps.gs1.org/GDD/bms/Version3_4/Pages/bieDetails.aspx?semanticURN=urn:gs1:gdd:bie:InventoryStatusLineItem)

Content	Attribute / Role	Datatype/Secondary class	Multiplicity	Definition	Requirements
InventoryStatusLineItem				Information specifying the inventory status of a specific trade item at a specific location at a specific point in time.	
Association	StructuredNote		0..*	Free text used to convey information that is not processed by applications, used when there is a need to make references to specific note in other messages.	WR 17-000311 - 17-000318
Association	logisticUnitHierarchy	LogisticUnits	0..*	Provides information about the hierarchy of logistic units.	WR 17-000311 - 17-000318
Association		InventoryStatusQuantitySpecification	1..*	Information about the stored goods per inventory status.	
Association	inventorySubLocation	InventorySubLocation	0..1	Detailed identification of the location at which the goods are stored.	
Association	returnableAssetIdentification	Ecom_ReturnableAssetIdentification	0..1	Information used to identify a returnable asset.	WR 17-000311 - 17-000318
Association	inventoryStatusOwner	Ecom_PartyIdentification	0..1	The party whom the Inventory Status Line Item is intended for.	WR 17-000311 - 17-000318
Association	logisticUnitIdentification	Ecom_LogisticUnitIdentification	0..1	Detailed identification of the logistic unit that contains the goods.	
Attribute	lineItemNumber	positiveInteger	1..1	Provides the line number associated to the Inventory Status Line Item.	
Attribute	inventoryDateTime	dateTime	0..1	Date and time the inventory for this line item was assessed. If this is not provided the beginDateTime provided at the business document level represents the inventoryDateTime.	
Attribute	parentLineItemNumber	positiveInteger	0..1	The number of line item containing information about the parent of the current item. It allows establishing hierarchical link between the two items.	
Attribute	firstInFirstOutDateTime	dateTime	0..1	The date and time when the goods should be considered for the FIFO delivery.	WR 17-000311 - 17-000318

Content	Attribute / Role	Datatype/Secondary class	Multiplicity	Definition	Requirements
Attribute	handlingUnitType	PackageTypeCode	0..1	Specifies the type of handling unit, which can be different than the type of unit which was ordered.	WR 17-000311 - 17-000318
Attribute	inventoryUnitCost	Amount	0..1	The cost associated with a unit of inventory.	WR 17-000311 - 17-000318
Attribute	avpList	Ecom_AttributeValuePairList	0..1	Temporary attributes introduced between minor versions.	



**Note:** Reference Shared Common Library Business Message (BMS) Release 3.5.1 and eCom Domain Common Library Business Message (BMS) Release 3.5.1 for all common information.

## 4.4 Enumerations (message specific)

Not applicable

## 4.5 Code Lists

Class	Codelist	Referenced in
InventoryReport	InventoryReportTypeEnumeration	<a href="http://apps.gs1.org/GDD/Pages/clDetails.aspx?semanticURN=urn:gs1:gdd:cl:InventoryReportTypeEnumeration">http://apps.gs1.org/GDD/Pages/clDetails.aspx?semanticURN=urn:gs1:gdd:cl:InventoryReportTypeEnumeration</a>
InventoryReport	StructureTypeCode	<a href="http://apps.gs1.org/GDD/Pages/clDetails.aspx?semanticURN=urn:gs1:gdd:cl:StructureTypeCode">http://apps.gs1.org/GDD/Pages/clDetails.aspx?semanticURN=urn:gs1:gdd:cl:StructureTypeCode</a>
InventoryActivityQuantitySpecification	InventoryActivityTypeCode	<a href="http://apps.gs1.org/GDD/Pages/clDetails.aspx?semanticURN=urn:gs1:gdd:cl:InventoryActivityTypeCode">http://apps.gs1.org/GDD/Pages/clDetails.aspx?semanticURN=urn:gs1:gdd:cl:InventoryActivityTypeCode</a>
InventoryActivityQuantitySpecification	InventoryMovementTypeCode	<a href="http://apps.gs1.org/GDD/Pages/clDetails.aspx?semanticURN=urn:gs1:gdd:cl:InventoryMovementTypeCode">http://apps.gs1.org/GDD/Pages/clDetails.aspx?semanticURN=urn:gs1:gdd:cl:InventoryMovementTypeCode</a>
InventoryStatusLineItem	PackageTypeCode	<a href="http://apps.gs1.org/GDD/Pages/clDetails.aspx?semanticURN=urn:gs1:gdd:cl:PackageTypeCode">http://apps.gs1.org/GDD/Pages/clDetails.aspx?semanticURN=urn:gs1:gdd:cl:PackageTypeCode</a>



**Note:** Refer to the Global Data Dictionary (GDD) for the code values.

## 5 Business Message Examples

### 5.1 Example 1

#### Inventory Status Example

This is an example of an Inventory Status message. The message is sent out on 9<sup>th</sup> February at 11 AM. The message is identified with the unique identification number IS25001.

The message is sent by the manufacturer - Inventory Reporting Party (GLN 9999999000010) to the material supplier - Inventory Report To Party (GLN 7777777000009).

The inventory status information is for two inventory locations; X (GLN 9999999000027) and Y (GLN 9999999000034).

The inventory status information is for three items; A (GTIN 0111111111116), B (GTIN 0222222222222) and C (GTIN 0333333333338).

All inventories have been assessed at February 9<sup>th</sup> at 8 AM, except for the inventory of item C at location X, this has been assessed at 12 PM the previous day.

#### Location X

For item A the inventory status is:

- Total inventory 25 of which 15 available for sale and 10 expired.
- For item B the inventory status is:
- Total inventory 50, completely on hand, containing 30 units with production date 2004-11-24 and 20 units with production date 2004-11-17.
- For item C the inventory status is:
- Total inventory 325, of which 300 units are on hold and 25 units are damaged..

#### Location Y

For item A the inventory status is:

- Total inventory 160 of which 80 are located on pallet 38888880000000083 and 80 on pallet 38888880000000113. Of the items on pallet 1 25 are available for sale, and 55 are expired. The items on pallet 2 are all available for sale.

#### Party, Item and Logistic Unit Information:

Line	InventoryLocation	TradeItem	LogisticUnit
1	9999999000027	0111111111116	n/a
2	9999999000027	0222222222222	n/a
3	9999999000027	0333333333338	n/a
4	9999999000034	0333333333338	38888880000000083
5	9999999000034	0333333333338	38888880000000113

#### Message Example

Attribute	Value
<b>InventoryReport</b>	
inventoryReportTypeCode	INVENTORY_STATUS
structureTypeCode	LOCATION_BY_ITEM
<b>Document</b>	
creationDateTime	2005-02-09T11.00.00
documentStatusCode	ORIGINAL

Attribute	Value
<b><i>DateTimeRange (+reportingPeriod)</i></b>	
beginDate	2005-02-09
beginTime	08.00.00
<b><i>EntityIdentification (+inventoryReportIdentification)</i></b>	
entityIdentification	IS25001
<b><i>PartyIdentification (+contentOwner)</i></b>	
gln	9999999000010
<b><i>TransactionalParty (+inventoryReportToParty)</i></b>	
gln	7777777000009
<b><i>TransactionalParty (+inventoryReportingParty)</i></b>	
gln	9999999000010
<b>InventoryItemLocationInformation *1</b>	
<b><i>TransactionalParty (+inventoryLocation)</i></b>	
gln	9999999000027
<b><i>TransactionalTradeItem</i></b>	
gtin	01111111111116
<b>InventoryStatusLineItem *1.1</b>	
lineItemNumber	1
<b><i>InventoryStatusQuantitySpecification</i></b>	
inventoryStatusTypeCode	AVAILABLE_FOR_SALE
quantityOfUnits	15 CARTONS
<b><i>InventoryStatusQuantitySpecification</i></b>	
inventoryStatusTypeCode	EXPIRED
quantityOfUnits	10 CARTONS
<b>InventoryItemLocationInformation *2</b>	
<b><i>TransactionalParty (+inventoryLocation)</i></b>	
Gln	9999999000027
<b><i>TransactionalTradeItem</i></b>	
Gtin	02222222222222
<b>InventoryStatusLineItem *2.1</b>	
lineItemNumber	2
<b><i>InventoryStatusQuantitySpecification</i></b>	
inventoryStatusTypeCode	ON_HAND
quantityOfUnits	50 PCS
<b><i>TransactionalItemData</i></b>	
productionDate	2004-11-24
<b><i>TransactionalItemData</i></b>	
productionDate	2004-11-17
<b>InventoryItemLocationInformation *3</b>	
<b><i>TransactionalParty (+inventoryLocation)</i></b>	

Attribute	Value
gln	9999999000027
<b>TransactionalTradeItem</b>	
gtin	0333333333338
<b>InventoryStatusLineItem *3.1</b>	
lineItemNumber	3
inventoryDateTime	2005-02-09T00.00.00
<b>InventoryStatusQuantitySpecification</b>	
inventoryStatusTypeCode	ON_HOLD
quantityOfUnits	300 PCS
<b>InventoryStatusQuantitySpecification</b>	
inventoryStatusTypeCode	DAMAGED
quantityOfUnits	25 PCS
<b>InventoryItemLocationInformation *4</b>	
<b>TransactionalParty (+inventoryLocation)</b>	
gln	9999999000034
<b>TransactionalTradeItem</b>	
gtin	0333333333338
<b>InventoryStatusLineItem *4.1</b>	
lineItemNumber	4
<b>LogisticUnitIdentification</b>	
sscc	388888880000000083
<b>InventoryStatusQuantitySpecification</b>	
inventoryStatusTypeCode	AVAILABLE_FOR_SALE
quantityOfUnits (value, unitOfMeasure)	25, PCS
<b>InventoryStatusQuantitySpecification</b>	
inventoryStatusTypeCode	EXPIRED
quantityOfUnits	55, PCS
<b>InventoryStatusLineItem *4.2</b>	
- lineItemNumber	5
<b>LogisticUnitIdentification</b>	
sscc	3888888800000000113
<b>InventoryStatusQuantitySpecification</b>	
inventoryStatusTypeCode	AVAILABLE_FOR_SALE
quantityOfUnits	80, PCS

## 5.2 Example 2

### Inventory Activity Example

The following is an example of an Inventory Activity message. The message is sent out on 9<sup>th</sup> of February at 11 AM. The message is unique identification number is IA25001.

The inventory information is sent by the retailer - Inventory Reporting Party (GLN 9999999000010) to the manufacturer - Inventory Report To Party (GLN 7777777000009).

The inventory activity information is for three inventory locations; X (GLN 9999999000027), Y (GLN 9999999000034) and Z (GLN 9999999000041).

The inventory status information is for four items; A (GTIN 0111111111116), B (GTIN 0222222222222), C (GTIN 0333333333338) and D (GTIN 0444444444444).

The activities reported all took place between 10 PM on February 7<sup>th</sup> and 10 PM February 8<sup>th</sup>, except for Item A at location Y, there the end time is 11 PM.

#### Item A

On location X the following activity is reported:

- Quarantine 15, Recall 10

On location Y the following activity is reported:

- Destroyed 10 (decrease of inventory)

#### Item B

On location X the following activity is reported:

- Distressed 20 KGM, originating from lotnumber 123456789

#### Item C

On location X the following activity is reported:

- Despatch discrepancy of 300 units, received 25 units

On location Y the following activity is reported:

- Physical count 250 units

#### Item D

On location Z the following activity is reported:

- Damaged in facility 250 units.

#### Party, Item and Logistic Unit Information:

Line	TradeItem	InventoryLocation
1	0111111111116	9999999000027
2	0111111111116	9999999000034
3	0222222222222	9999999000027
4	0333333333338	9999999000027
5	0333333333338	9999999000034
6	0444444444444	9999999000041

#### Message Example

Attribute	Value
<b>InventoryReport</b>	
inventoryReportTypeCode	INVENTORY_ACTIVITY
structureTypeCode	ITEM_BY_LOCATION
<b>Document</b>	
creationDateTime	2005-02-09 11.00
documentStatusCode	ORIGINAL

Attribute	Value
<b><i>DateTimeRange (+reportingPeriod)</i></b>	
beginDate	2005-02-07
beginTime	22.00
endDate	2005-02-08
endTime	22.00
<b><i>EntityIdentification (+inventoryReportIdentification)</i></b>	
entityIdentification	IA25001
<b><i>PartyIdentification (+contentOwner)</i></b>	
gln	9999999000010
<b><i>TransactionalParty (+inventoryReportToParty)</i></b>	
gln	7777777000009
<b><i>TransactionalParty (+inventoryReportingParty)</i></b>	
gln	9999999000010
<b>InventoryItemLocationInformation *1</b>	
<b><i>TransactionalParty (+inventoryLocation)</i></b>	
gln	9999999000027
<b><i>TransactionalTradeItem</i></b>	
gtin	01111111111116
<b>InventoryActivityLineItem *1.1</b>	
lineItemNumber	1
<b><i>InventoryActivityQuantitySpecification</i></b>	
inventoryActivityTypeCode	QUARANTINE
quantityOfUnits	15 PCS
<b><i>InventoryActivityQuantitySpecification</i></b>	
inventoryActivityTypeCode	RECALL
quantityOfUnits	10 PCS
<b>InventoryItemLocationInformation *2</b>	
<b><i>TransactionalParty (+inventoryLocation)</i></b>	
gln	9999999000034
<b><i>TransactionalTradeItem</i></b>	
gtin	01111111111116
<b>InventoryActivityLineItem *2.1</b>	
lineItemNumber	2
<b><i>DateTimeRange (+reportingPeriod)</i></b>	
beginDate	2005-02-07
beginTime	22.00.00
endDate	2005-02-08
endTime	23.00.00
<b><i>InventoryActivityQuantitySpecification</i></b>	
inventoryActivityTypeCode	DESTROYED
quantityOfUnits	10 PCS



Attribute	Value
inventoryMovementTypeCode	MOVING_PRODUCT_OUT_OF_INVENTORY
<b>InventoryItemLocationInformation *3</b>	
<b>TransactionalParty (+inventoryLocation)</b>	
gln	9999999000027
<b>TransactionalTradeItem</b>	
gtin	0222222222222
<b>InventoryActivityLineItem *3.1</b>	
lineItemNumber	3
<b>InventoryActivityQuantitySpecification</b>	
inventoryActivityTypeCode	DISTRESSED
quantityOfUnits	20 KGM
<b>TransactionalItemData</b>	
lotNumber	123456789
<b>InventoryItemLocationInformation *4</b>	
<b>TransactionalParty (+inventoryLocation)</b>	
gln	9999999000027
<b>TransactionalTradeItem</b>	
gtin	0333333333338
<b>InventoryActivityLineItem *4.1</b>	
lineItemNumber	4
<b>InventoryActivityQuantitySpecification</b>	
inventoryActivityTypeCode	DESPATCH_DISCREPANCY
quantityOfUnits	300, PCS
<b>TransactionalReference</b>	
transactionalReferenceTypeCode	ALN
<b>EntityIdentification</b>	
entityIdentification	3391
<b>InventoryActivityQuantitySpecification</b>	
inventoryActivityTypeCode	RECEIPTS
quantityOfUnits	25, PCS
inventoryMovementTypeCode	MOVING_PRODUCT_INTO_INVENTORY
<b>TransactionalReference</b>	
transactionalReferenceTypeCode	ALQ
<b>EntityIdentification</b>	
entityIdentification	HIGH TICKET ITEM 4433
<b>InventoryItemLocationInformation *5</b>	
<b>TransactionalParty (+inventoryLocation)</b>	
gln	9999999000034
<b>TransactionalTradeItem</b>	
gtin	0333333333338
<b>InventoryActivityLineItem *5.1</b>	

Attribute	Value
lineItemNumber	5
<b><i>InventoryActivityQuantitySpecification</i></b>	
inventoryActivityTypeCode	PHYSICAL_COUNT
quantityOfUnits	250, PCS
<b>InventoryItemLocationInformation *6</b>	
<b><i>TransactionalParty (+inventoryLocation)</i></b>	
Gln	9999999000041
<b><i>TransactionalTradeItem</i></b>	
gtin	04444444444444
<b>InventoryActivityLineItem *6.1</b>	
lineItemNumber	6
<b><i>InventoryActivityQuantitySpecification</i></b>	
inventoryActivityTypeCode	DAMAGED_IN_FACILITY
quantityOfUnits	250, PCS
inventoryMovementTypeCode	MOVING_PRODUCT_OUT_OF_INVENTORY

## 6 Implementation Considerations

### 6.1 User Guide

The Functional User Guide contains more information about the structure and content of the message: [http://www.gs1.org/docs/ecom/xml/3/3.4/eCom-Trade\\_messages.html#InventoryReport](http://www.gs1.org/docs/ecom/xml/3/3.4/eCom-Trade_messages.html#InventoryReport)

### 6.2 Message Specific Considerations

Not Applicable

## 7 Summary of Changes

Any change in the GS1 standards is done based on the Work Request (WR) submitted by the GS1 User Companies or Member Organisations. All Work Requests are documented in the Work Request system available on the GS1 website: <http://wr.gs1.org>. The system is accessible to registered users. New visitors need to register first, to be able to access it. WRs can be searched by the number referenced in tables below, see: Search Work Requests. The number starts with the two last digits of the year when it was submitted, followed by the consecutive number within that year.



**Note:** WRs submitted earlier than February 2012 should be searched in Old Change Requests.

Change	Associated CR Number
Updated BMS to Major release 3.0.0 Updated BMS to reflect changes in modelling methodology. Renamed from "Inventory Activity or Inventory Status"	N/A
Public Review: Removed INVENTORY_STATUS_AND_ACTIVITY from InventoryReportTypeEnumeration	N/A
<b>For BMS Publication:</b> <ul style="list-style-type: none"> <li>Updated date of document</li> <li>Clean-up of Document Change History</li> <li>Removed year from copyright statement in footer</li> <li>Corrected spelling of Section 11 Architectural Principles</li> <li>Updated architectural principles section to correct fields.</li> </ul>	N/A

### 7.1 BMS Release 3.1

Change	Associated CR
<div> <div>class InventoryActivityLineItem - Maintenance View</div> <div> <div>« »</div> <div>InventoryActivityLineItem</div> <div>+ lineItemNumber: positiveInteger</div> <div>maintenance</div> <div>Change: (Verified) 3.1 changed associated class of +inventorySubLocation (BRAD-WIM:IR-307)</div> </div> </div> <div> <div>class InventoryStatusLineItem - maintenance view</div> <div> <div>InventoryStatusLineItem</div> <div>+ lineItemNumber: positiveInteger</div> <div>+ inventoryDateTime : dateTime [0..1]</div> <div>maintenance</div> <div>Change: (Verified) 3.1 changed associated class for +inventorySubLocation (BRAD-WIM:IR101)</div> </div> </div>	[BRAD WIM] IR101, IR307
Corrected the GLN, GTIN and SSCC numbers in the examples.	

## 7.2 BMS Release 3.2

Change	Associated WR
<p>Added Attribute Value Pair at the root, line item and sub line item levels</p> <div> class InventoryReport - maintenance view <div> <div>InventoryReport</div> <div> + inventoryReportTypeCode: InventoryReportTypeEnumeration  + structureTypeCode: StructureTypeCode </div> <div> maintenance  Change: (Verified) 3.2 changed generalisation from Document to eComDocument class to include AVP (WR 14-110) </div> </div> </div>	<b>14-000110</b>
<ul style="list-style-type: none"> <li>Added a reference to parent line number to all LineItem classes, to support hierarchical items. (WRs 14-021 &amp; 14-044)</li> <li>Added Attribute Value Pair at the root, line item and sub line item levels (WR 14-110)</li> </ul> <div> class InventoryActivityLineItem - Maintenance View <div> <div>« » InventoryActivityLineItem</div> <div> + lineItemNumber: positiveInteger  + parentLineItemNumber: positiveInteger [0..1]  «association»  + avpList: Ecom_AttributeValuePairList [0..1] </div> <div> maintenance  Change: (Complete) 3.1 changed associated class of +inventorySubLocation (BRAD-WIM:IR-307; WR 09-189)  Change: (Verified) 3.2 added +avpList (WR 14-110)  Change: (Verified) 3.2 added +parentLineItemNumber (WR 14-021 &amp; 14-044) </div> </div> </div>	<b>14-000021</b> <b>14-000044</b> <b>14-000110</b>
<ul style="list-style-type: none"> <li>Added a reference to parent line number to all LineItem classes, to support hierarchical items. (WRs 14-021 &amp; 14-044)</li> <li>Added Attribute Value Pair at the root, line item and sub line item levels (WR 14-110)</li> </ul> <div> class InventoryStatusLineItem - maintenance view <div> <div>InventoryStatusLineItem</div> <div> + lineItemNumber: positiveInteger  + inventoryDateTime : dateTime [0..1]  + parentLineItemNumber: positiveInteger [0..1]  «association»  + avpList: Ecom_AttributeValuePairList [0..1] </div> <div> maintenance  Change: (Complete) 3.1 changed associated class for +inventorySubLocation (BRAD-WIM:IR101; WR 09-189)  Change: (Verified) 3.2 added +avpList (WR 14-110)  Change: (Verified) 3.2 added +parentLineItemNumber (WR 14-021 &amp; 14-044) </div> </div> </div>	<b>14-000021</b> <b>14-000044</b> <b>14-000110</b>

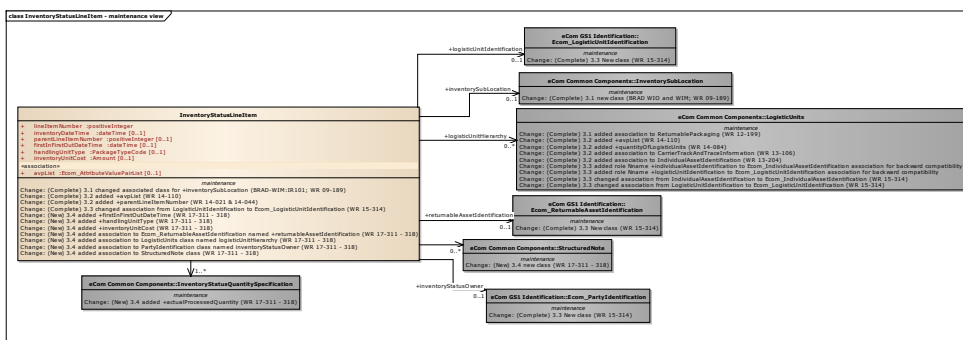
## 7.3 BMS Release 3.3

Change	Associated WR
<p>Created Ecom_EntityIdentification class and changed association from the previous EntityIdentification</p> <p><b>class InventoryReport - maintenance view</b></p> <pre> classDiagram     class InventoryReport {         +inventoryReportTypeCode :InventoryReportTypeEnumeration         +structureTypeCode :StructureTypeCode         maintenance     }     class Ecom_EntityIdentification {         maintenance     }     InventoryReport "1..1" --&gt; "1" Ecom_EntityIdentification : +inventoryReportIdentification         </pre>	<p><b>15-000314</b></p> <p>Make GS1 identification keys optional in GS1 EDI XML</p>
<p>Created Ecom_LogisticUnitIdentification class and changed association from the previous LogisticUnitIdentification</p> <p><b>class InventoryActivityLineItem - maintenance view</b></p> <pre> classDiagram     class InventoryActivityLineItem {         +lineItemNumber :positiveInteger         +parentLineItemNumber :positiveInteger [0..1]         +avpList :Ecom_AttributeValuePairList [0..1]         maintenance     }     class Ecom_LogisticUnitIdentification {         maintenance     }     InventoryActivityLineItem "0..1" --&gt; "1" Ecom_LogisticUnitIdentification         </pre>	<p><b>15-000314</b></p> <p>Make GS1 identification keys optional in GS1 EDI XML</p>
<p>Created Ecom_LogisticUnitIdentification class and changed association from the previous LogisticUnitIdentification</p> <p><b>class InventoryStatusLineItem - maintenance view</b></p> <pre> classDiagram     class InventoryStatusLineItem {         +lineItemNumber :positiveInteger         +parentLineItemNumber :positiveInteger [0..1]         +inventoryDateTime :dateTime [0..1]         +avpList :Ecom_AttributeValuePairList [0..1]         maintenance     }     class Ecom_LogisticUnitIdentification {         maintenance     }     InventoryStatusLineItem "0..1" --&gt; "1" Ecom_LogisticUnitIdentification         </pre>	<p><b>15-000314</b></p> <p>Make GS1 identification keys optional in GS1 EDI XML</p>

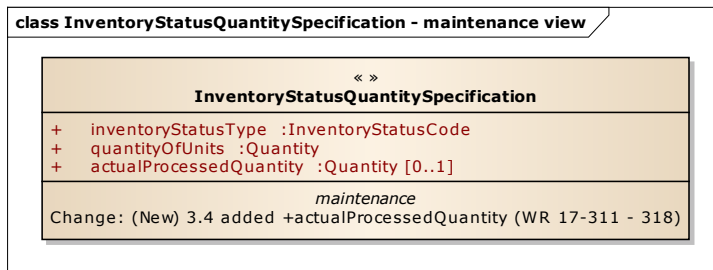
## 7.4 BMS Release 3.4

Added:

- association to StructuredNote
- firstInFirstOutDateTime
- association to Ecom\_PartyIdentificationType named inventoryStatusOwner
- association to Ecom\_ReturnableAssetIdentification named returnableAssetIdentification, (GRAI instead of GIAI)
- handlingUnitType
- inventoryUnitCost
- association to LogisticUnits class named logisticUnitHierarchy to the inventoryStatusLineItem class:



- actualProcessedQuantity to InventoryStatusQuantitySpecification class:



**17-000311 –  
17-000318**

Add:

- aging profile name
- catch quantity
- first in first out date
- item owner
- GIAI
- Handling unit identification

to the  
inventoryStatusLineItem

## 7.5 BMS Release 3.5

No work requests. Indirect changes due to upgrade to new Shared and eCom Common libraries.

## 7.6 BMS Release 3.5.1

No work requests. Indirect changes due to upgrade to new Shared and eCom Common libraries.

## 8 Appendices

Not Applicable

## 9 Acknowledgements

### 9.1 Work Group

Function	Name	Company / organisation
Co-chair	Rossner (Pottier), Natascha	GS1 France
Co-chair	Schmidt, Tom Eric	August Storck KG
Member	Bemrose, Jonathan	R&R Ice Cream
Member	Bodemer, Petra	dm-drogerie markt GmbH + Co. KG
Member	Boikanyo, Rebone	GS1 South Africa / Consumer Goods Council of South Africa
Member	Canada, ON	M3B 3L1
Member	Carlson, Jim	General Mills, Inc.
Member	Chresta, Richard	GS1 Switzerland
Member	Cook, Don	Wal-Mart Stores, Inc.
Member	Cox, Marc	Philips Electronics N.V.
Member	Darnell, David	Systrends
Member	De Flou, Nele	GS1 Belgium & Luxembourg
Member	Dicks, Arne	GS1 Germany
Member	Duvinger, Karina	GS1 Sweden
Member	Foerderer, Klaus	GS1 Germany
Member	Gathmann, Stefan	GS1 Ireland
Member	Grangard, Anders	GS1 Global Office
Member	Harpell, Eileen	GS1 Community Room Staff
Member	Hand, Phil	JDA Software
Member	Herregodts, Kurt	GS1 Belgium & Luxembourg
Member	Kempkes, Fred	Unilever N.V.
Member	Kernan, Brendan	GS1 Ireland
Member	Kidd, Robin	Nestle
Member	Krid, Anne-Claire	GS1 France
Member	Lanoue, Tom	General Mills, Inc.
Member	Laur, Rita	GS1 Canada
Member	Lenman, Mia	GS1 Sweden
Member	Lerch, Hanjoerg	METRO Group
Member	Moberg, Dale	Axway
Member	Montes de Oca, Alejandra	GS1 Mexico
Member	Ng, Ella	GS1 Australia
Member	Peelen, Esther	GS1 Netherlands
Member	Pele kies, Andreas	GS1 Germany
Member	Perrier, Patricia	GS1 France
Member	Przybilla, Christian	GS1 Germany
Member	Pujol, Xavier	GS1 Spain
Member	Racek, Greg	Wal-Mart Stores, Inc.

Function	Name	Company / organisation
Member	Repetto, Mirko	GS1 Italy
Member	Robba, Steven	1WorldSync Holdings, Inc.
Member	Rosell, Pere	GS1 Spain
Member	Rosenberg, Steven	GS1 US
Member	Schmid, Sue	GS1 Australia
Member	Schneider, Christian	GS1 Switzerland
Member	Sehorz, Eugen	GS1 Austria
Member	Sharma, Vishal	General Mills, Inc.
Member	Shimazaki, Ayako	GS1 Japan
Member	Sion, Emilie	GS1 France
Member	Souza, Nadia	GS1 Brasil
Member	Strand, Roman	GS1 Germany
Member	Tan, Milton	GS1 Malaysia
Member	Tompsett, Simon	Waitrose
Member	Trelle, Ute	1WorldSync Holdings, Inc.
Member	Tse, Steve	GS1 Hong Kong
Member	Tyson, Betty	Knouse Foods Cooperative, Inc
Member	Van den Bergh, Senne	GS1 Belgium & Luxembourg
Member	Van der Eijk, Pim	OASIS - Sonnenglanz Consulting BV
Member	Veldhuis, Saskia	Procter & Gamble Co.
Member	Welch, Shan	GS1 UK
Member	Westerkamp, Jan	GS1 Netherlands
Member	Wilson, Mary	GS1 US
Member	Windsperger, Bekki	Best Buy Co., Inc.
Member	Yang, Shaopeng	GS1 China
Member	Yusdiar, Dani	GS1 Indonesia
Member	Zwanziger, Greg	SUPERVALU

## 9.2 Development Team Members

Function	Name	Organisation
GSMP Process Lead	David Buckley	GS1 Global Office
Technical Development Lead	Miklos Bolyky	GS1 Global Office
Peer Review	Mark Van Eeghem	GS1 Global Office